



Ref: U:\HOY\7\
September 2015

Dear Parent,

Please find attached a copy of the homework timetable for this academic year. All students have been issued with a copy at the start of term. Students are expected to write down a summary of homework in their planner and ask a parent to sign it each week. The planner should also be presented to their Form Tutor each week for signing.

This year we shall also be piloting setting homework for Year 7 through our VLE which is called FROG. Staff will only record details of the homework task on FROG and at this stage work won't be marked electronically. Attached with this letter is some instructions on how students access FROG from home. I shall write to parents later on this term regarding parental access and interim assessments.

Homework should foster self-discipline, independent thinking, positive family interactions and reinforce the concept that learning takes place outside the school as well as in the classroom. The homework timetable indicates days on which homework will be set. In most cases students will have a number of days to submit work and they should manage their workload accordingly. Homework tasks should be completed to the best of their ability within the appropriate length of time and homework submitted as requested. Each year group can expect the following homework:

Year 7	-	4 - 5 hours per week, plus a minimum of one hour's reading
Year 8	-	4 - 5 hours per week, plus a minimum of one hour's reading
Year 9	-	6 - 7 hours per week, plus a minimum of one hour's reading
Year 10	-	8 - 10 hours per week
Year 11	-	10 - 12 hours per week
Year 12	-	16 hours per week

When a student is taking significantly longer than expected to complete homework, bearing in mind the expected duration of that homework, then parents should sign the work making it clear how much time has been spent on the task. If a subject is regularly taking longer than the allotted time then in the first instance subject teachers should be contacted. If the problem persists then the Subject Leader should be contacted, thereafter the Head of Year. This procedure should also be used if insufficient work is set on a regular basis.

If you have any questions regarding FROG or accessing homework please don't hesitate to contact me at Justin.dixon@kings.lincs.sch.uk.

Yours sincerely,

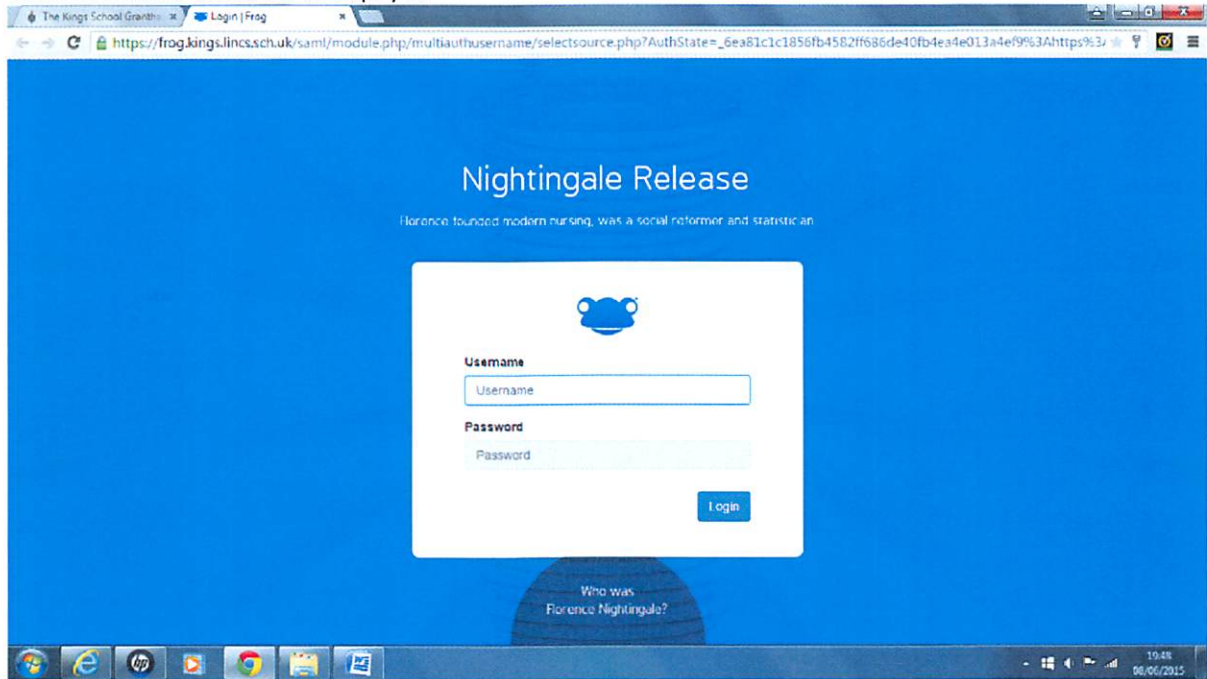
J A Dixon
Deputy Headteacher

FROG STUDENT GUIDE

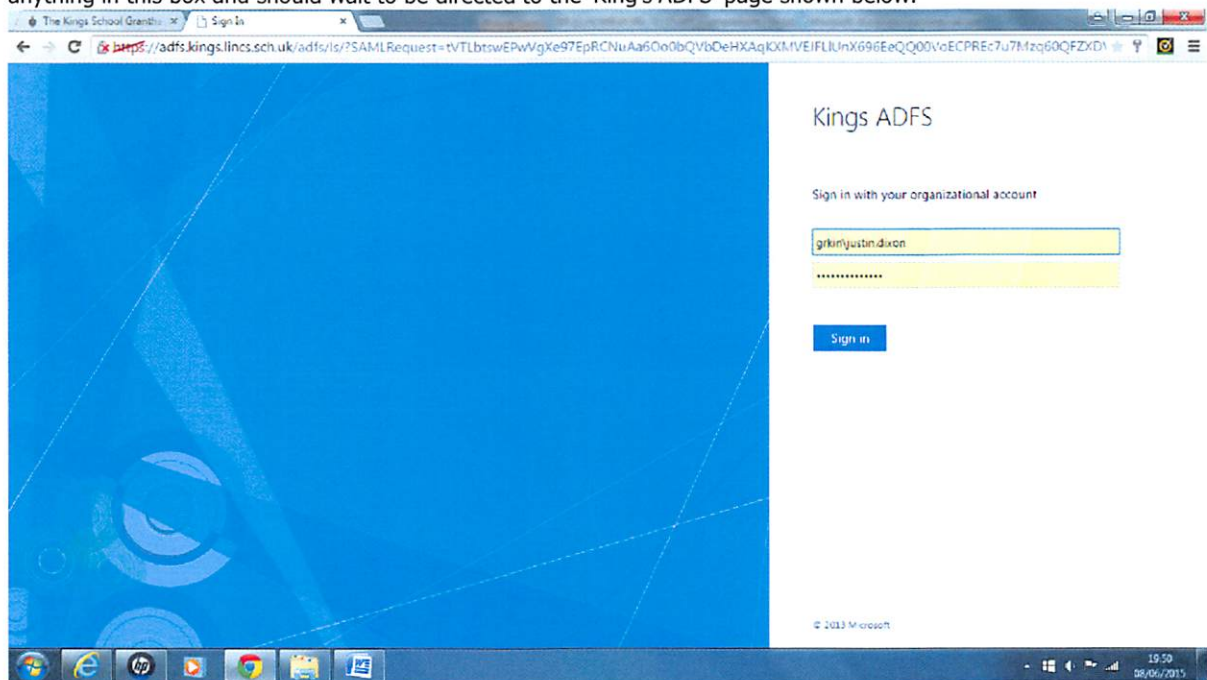
Accessing FROG remotely

FROG can be accessed outside school via the icon at the foot of the school website or at <https://frog.kings.lincs.sch.uk/>

The screen shown below will be displayed:




You should use your username for the school network and then click on the 'password' box. You don't need to type anything in this box and should wait to be directed to the 'King's ADFS' page shown below.



To access FROG type 'grkin\' followed by your username. In my case 'grkin\justin.dixon'. You should then type in the password for your school machine.

ACCESSING HOMEWORK

Select 'Assignments' from the Quick Launch icon at the top of the screen.



The screenshot shows the home page of The King's School VLE. At the top, there is a navigation bar with 'Home', 'Departments', 'Extra Curricular', 'About FROG VLE', and 'End'. A search bar is also present. Below the navigation bar, there is a large banner with the school's logo and name. To the right of the banner, there is a 'Quick Launch' area with icons for 'Assignments', 'Calendar', 'Discover', and 'CCSEPhd'. Below the banner, there is a welcome message and a list of 'Areas live on VLE now include: Year 7 - 13 Revision Materials'. There is also a 'Notices' section with a table of notices, a 'House System' section, and a 'Sir Isaac Newton' section.

Welcome to the King's School VLE (virtual learning environment). This is a safe and secure way to access learning resources through your web browser. Click on Departments or Extra Curricular above and navigate to the area required. Alternatively, use the Search box to find the subject/topic required. Please remember that the school's policy for the acceptable use of ICT does apply to the VLE.

Just remember, when logging-in to a school drive, enter gkrsn/firstname.surname, then your school password.

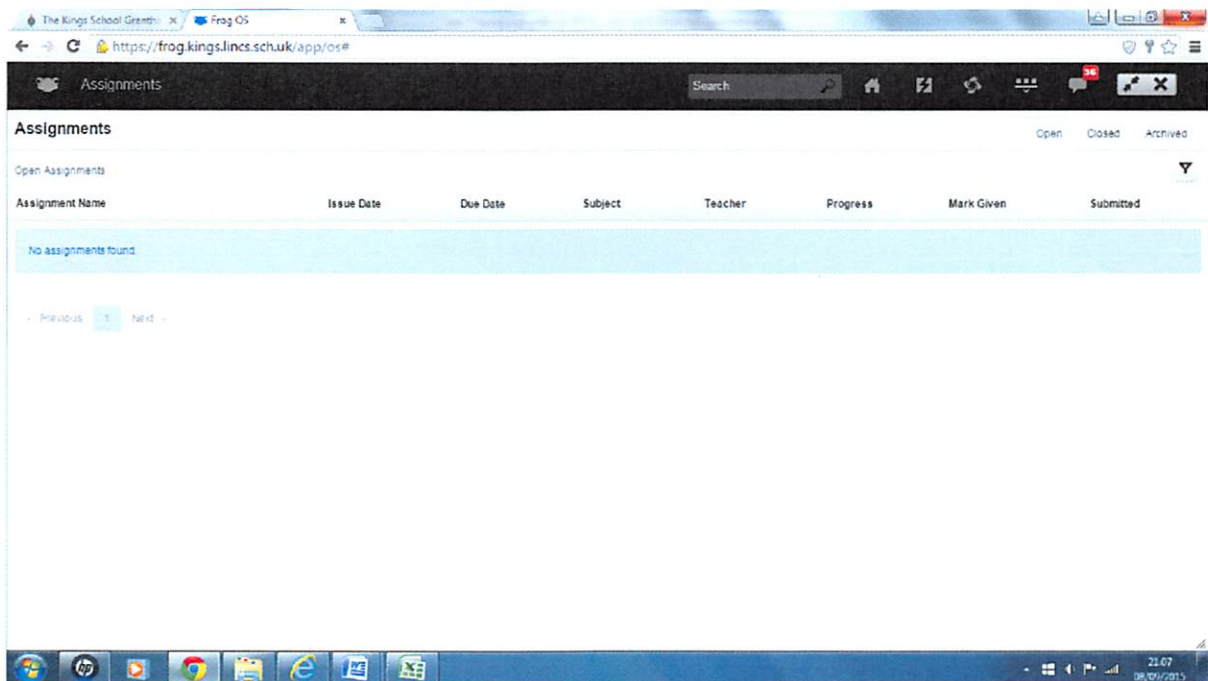
Areas live on VLE now include:
Year 7 - 13 Revision Materials.

Notices	Post Date
Room 9	11/08/2015 @ 9:35:22 by Mr M Greenhalgh

House System
House System Main Site

Sir Isaac Newton
A biography of Sir Isaac Newton

Homework will be displayed in Assignments.



The screenshot shows the 'Assignments' page in the VLE. The page title is 'Assignments'. Below the title, there is a table with columns for 'Assignment Name', 'Issue Date', 'Due Date', 'Subject', 'Teacher', 'Progress', 'Mark Given', and 'Submitted'. The table is currently empty, with the message 'No assignments found' displayed. There are also 'Previous' and 'Next' navigation links.

Assignments

Open Assignments

Assignment Name	Issue Date	Due Date	Subject	Teacher	Progress	Mark Given	Submitted
No assignments found							

Previous 1 Next